

Program #62A – #76 Developmental Psychology Suite

Notes from 12 March Programming Breakout Mtg. #1 for overall Suite

+ Notes from 18 March Programming Breakout Mtg. #1 for (#62A and #63B) New Hires

+ Notes from 22 March BO Mtg. #1 for #64 Dev Psychology Suite Lab Support Spaces

+ Agenda For Breakout Mtg. #2

Present:

3/8: BO Mtg for Overall Suite

UC Merced: Allison Costa, Heather Bortfeld, Eric Walle, Matthew Sawadzki

SCB/GLP Team: Matt Pietras, Bryan Irwin, Martin Gicklhorn

3/18: BO Mtg for #62A & #63B Developmental Lab New Hires

UC Merced: Allison Costa, Heather Bortfeld

SCB/GLP Team: Matt Pietras, Bryan Irwin, Martin Gicklhorn

3/22: BO Mtg for #64 Lab Support Spaces

UC Merced: Allison Costa, Bobbi Henderson, Heather Bortfeld, Eric Walle

SCB/GLP Team: Matt Pietras, Bryan Irwin, Martin Gicklhorn

Agenda for Breakout Mtg #2:

1. **Review Meeting Notes and receive feedback**
2. **Review sketch options for overall Suite configurations and receive feedback**
3. **Review sketches for Suite spaces other than the 550 ASF Labs (as they will be covered in separate breakout meetings)**
4. **Discuss Next Steps**

Meeting Notes:

1. **Developmental Psychology Suite Spaces and Questions:**

A. General:

1. Should all rooms, including labs, be within a closed-off/segregated suite?
Response: Yes, one distinct controlled access suite is wanted.
2. How are separate labs related to independent experiment rooms?
Response: There are two different PI space concepts. Some PIs have their space in a consolidated 550 ASF suite and some have their space in form of 350 ASF Grad office/Coding Rooms + shared testing rooms.
3. Should this be one fully integrated Suite, or should the labs and office/coding rooms be somewhat of a separate lab neighborhood adjacent to/accessible from this suite?
Response: Entire Suite should be one integrated area even with some PIs having their grad desks and support spaces in their own 550 ASF labs.
4. Where are the faculty offices for the labs in this area? Response: Faculty offices do not need to be within the suite. The faculty offices should be with the other Psychology offices.

Program #62A – #76 Developmental Psychology Suite**Notes from 12 March Programming Breakout Mtg. #1 for overall Suite****+ Notes from 18 March Programming Breakout Mtg. #1 for (#62A and #63B) New Hires****+ Notes from 22 March BO Mtg. #1 for #64 Dev Psychology Suite Lab Support Spaces****+ Agenda For Breakout Mtg. #2**

5. Will there be a Suite Director/Manager in the suite, or will the suite be managed by the Dept?

Response: Likely some type of shared responsibility among the PIs that occupy the Dev Psych Suite (somewhat of a Research Lab Neighborhood).

6. There should be some “hot desks” (#9 - Hoteling Desks) in the vicinity of the Dev. Psychology Suite.
7. The Dev. Psychology Suite should not be adjacent to noisy or offensive (smells, views, etc.) neighbors

62A - Dev. Psychology Labs (2 @ 550 ASF) (These 2 Labs, together with 62B, will be the subject of a separate Breakout meeting and have separate Meeting Notes.)

- a. Describe basic room function and configuration Response: These are complete lab areas assigned to PIs. One of these labs will be for Heather Bortfeld and the other will be for a new hire. Details of Heather’s lab have been provided and the design of her lab should be matched for the new hire lab. Heather’s lab is EMI sensitive. Heather’s lab should be contiguous with Rose Scott’s Lab and Elif Isbell’s lab.
- b. Are Grad student space included in spaces? Response: Yes
- c. Are test rooms for the PI included in spaces? Response: Yes

62B - Dev. Psychology Lab - Small Children (1 @ 550 ASF) (This Lab will be the subject of a separate Breakout meeting (together with 62A) and have separate Meeting Notes)

- a. This lab will a complete lab assigned to PI Rose Scott .
- b. No support space for this lab. **(This must be confirmed)**
- c. This Lab space should be contiguous with the other 550 ASF Research Labs in the Dev. Psych. Suite.

63A – Dev. Psychology Damp Lab (1 @ 550 ASF) (This Lab was the subject of a separate Breakout meeting and will, together with Lab 63B, have separate meeting notes).

- a. This lab is for Elif Isbell (EEG Rm) and was the subject of a separate breakout mtg. for just this space on 3/8.
- b. This Lab space should be contiguous with the other 550 ASF Research Labs in the Dev. Psych. Suite (Rose Scott’s and Heather Bortfeld’s labs).
- c. This lab is EMI sensitive.

Program #62A – #76 Developmental Psychology Suite**Notes from 12 March Programming Breakout Mtg. #1 for overall Suite****+ Notes from 18 March Programming Breakout Mtg. #1 for (#62A and #63B) New Hires****+ Notes from 22 March BO Mtg. #1 for #64 Dev Psychology Suite Lab Support Spaces****+ Agenda For Breakout Mtg. #2**

63B - Dev. Psychology Damp Lab (1@ 550 ASF) (This Lab was the subject of a separate Breakout Meeting where it was decided that the programming for this lab should closely follow or match the programming for Elif Isbell's Lab 63A. Therefore, the meeting notes for this lab will be combined with the notes for Lab 63A.

- a. This lab will a complete lab assigned to a PI yet to be hired.
- b. Configure this lab like Elif Isbell's Damp Lab but with substituting a more conventional test rm for the EEG Test Rm? Response: This lab is to closely follow or match the design of 63A, the damp lab for Elif Isbell. The Programming Notes and Program Plans for this space, will therefore, be together with Space 63A.
- b. This Lab space should be contiguous with the other 550 ASF Research Labs in the Dev. Psych. Suite

64 – Lab Support Spaces (5 @ 125 ASF) (this has been revised to 6@104 ASF)

- a. To be shared across all 12 Developmental Labs.
- b. These lab support spaces will be used for storage of test equipment/toys, gifts for volunteers/test subjects, etc. in metro racks, tall cabinets, etc. as well as for lab staff to sit and schedule test subject appointments. Rooms should have good acoustic isolation so scheduling calls are not disturbed by background noise.

Notes of 22 March 2021 BO Mtg for the Lab Support Spaces (See also Program Plan for the 22 March Breakout meeting)

- a. Using the overall space allocation of 5x125 ASF = 625 ASF total, several space configuration options were presented as indicated below. Of the options presented, Option C, six 104 ASF rooms was preferred so every two PIs could share one Lab Support Space.
 - A. 5 x 125 ASF (10'x12'-6"): (This was not the preferred Option)
 1. Metro Racks are essentially interchangeable with Table Workstations
 2. Total of 30 Metro Racks + 5 Desks = 2.5 Metro Racks per PI (10 linear ft of Storage Rack per PI)
 - B. 2 x 250 ASF (10'x25') + 1 x 125 ASF (10'x12'-6") or 1 x 250 ASF (10'x25') + 3 x 125 ASF (10'x12'-6"): (This was not the preferred Option)
 1. Variety of room sizes for different types of Storage or Us
 - C. 6 x 104 ASF (10'x10.1') (This was the preferred Option)
 1. Modular and relatable to sub-groups of PIs
 - a. One 104 ASF Lab Support Room could be shared by a sub-group of two PIs
 - b. One 208 ASF Lab Support Room could be shared by a sub-group of four PIs

Program #62A – #76 Developmental Psychology Suite**Notes from 12 March Programming Breakout Mtg. #1 for overall Suite****+ Notes from 18 March Programming Breakout Mtg. #1 for (#62A and #63B) New Hires****+ Notes from 22 March BO Mtg. #1 for #64 Dev Psychology Suite Lab Support Spaces****+ Agenda For Breakout Mtg. #2**D. 4 x 156 ASF (not drawn) (This was not the preferred Option)

1. Modular and relatable to sub-groups of PIs
 - a. One 156 ASF Lab Support Room could be shared by a sub-group of three PIs
- b. Finishes for Lab Support Spaces:
 - Ceiling: Acoustical Tile
 - Walls: Painted Gyp Bd
 - Floor: Carpet Tile is preferred
- c. Furnishings in Lab support spaces: A combination of metro carts (24 or 30x48) and desks (27x48) were shown on the Program Plan options and users took no exception. Variations of desks and metro racks may be present in the 6 rooms as it will be up to the PIs assigned to each room to determine how to furnish them.

65 - Reception Area (1 @ 120 ASF)

- a. **Input received from dept:** *“Phone, internet, computer, desk space. This is essentially the “front of house” to allow parents to find a central, shared area near the entrance where a researcher can greet them and then guide them to the specific research/testing space. This space should be near the doors to accessible parking for visiting participants and families. Perhaps a mounted television/screen displaying information for families about studies, research information, and community events.”*
- b. Reception area desk staffing is not worked out yet. Rotating staffing by grad students working in the suite was discussed. Reception desk should be a working desk where the person staffing it could get some work done on their own laptop computer in addition to serving as the receptionist.
- c. Reception desk to be integrated into the Waiting Area ASF rather than having two separate rooms.

66 - Waiting Area (1@160 ASF)

- a. **Input received from dept:** *“Space for chairs, coffee table, etc. This should be adjacent / open to the Reception Area. Welcoming and airy space with windows preferred”*
- b. Waiting area is to be child-friendly and child safe but not too cutesy (and not too sterile). The suite will serve children of all ages through teenagers. Also, the waiting area should not have so many toys that the children don't want to leave the waiting area.
- c. Waiting area to be separated from the hallway/circulation pathway which leads to the labs and experiment rooms (so children are contained to the Waiting Area until they are let through the doors to the research area hallway).

67 - Dyadic Discussion Rooms (4@140 ASF)

- a. **Input received from dept:** *“Table, chairs, ideally no windows, minimal distraction, outlets for plugging in video cameras, ethernet, computer. Manual light switches for all rooms. The walls should be drywall so that it is easy to mount things onto (e.g., camera mounts); no concrete. Non-cathedral ceilings in all rooms are preferred to prevent echoing. Please avoid weird asymmetries in how the rooms are configured.”*
- b. These are rooms for two people for one-on-one conversation.
- c. Furniture could be a table and chairs or more casual with two more comfortable chairs and a possibly a coffee table. Provide two rooms with each type of furniture.

68 – Family Discussion Rooms (4@180 ASF)

- a. **Input received from dept:** *“Table, chairs, ideally no windows, minimal distraction, outlets for plugging in video cameras, ethernet, larger than dyadic room to allow more space for more people. Manual light switches for all rooms. The walls should be drywall so that it is easy to mount things onto (e.g., camera mounts); no concrete. Non-cathedral ceilings in all rooms are preferred to prevent echoing. Please avoid weird asymmetries in how the rooms are configured.”*
- b. Very similar to Dyadic Discussion Rooms but to accommodate 3-5 people in conversation.
- c. Furniture could be a table and chairs or more casual with more comfortable chairs and a possibly a coffee table. Provide two rooms with each type of furniture.

69 – Lab Office/Coding Rooms (7@350 ASF)

- a. **Input received from dept:** *“Space for researchers to have dedicated computer work spaces for video coding, transcription, etc. Also needs to have capacity for participant recruitment via phone line. Windows would be desirable. No subject traffic.”*
- b. These rooms are the Grad Desk areas for 7 different research groups. The PIs with these labs will share the Experiment and Discussion Rooms in the suite for their test subject experiments/work.

70 – Child Experiment Rooms (4@100 ASF)

- a. **Input received from dept:** *“Use for testing participants (0-18 years old). These room should be bland, child friendly, and not have windows. Need to have sound proofing so that noise from adjacent rooms and hallways is not heard. Metal and gypsum board construction. Equipment may include some of the following: video camcorders, computer, large television monitor. The rooms may also simply be used such that the child is seated across from the experimenter at a table or on the floor who presents the child with toys, plays a game, etc. Manual light switches for all rooms. The walls should be drywall so that it is easy to mount things onto (e.g., camera mounts); no concrete. Non-cathedral ceilings in all rooms are*

preferred to prevent echoing. Please avoid weird asymmetries in how the rooms are configured.”

- b. These rooms will be shared by the PIs who have only 350 sf assigned to them for their lab spaces.
- c. The rooms could be set up in variety of ways depending on what the experiment is. Room setup scenarios could include desk and chair, toys, chair distanced from larger screen display, etc.
- d. Rooms must have very good acoustical isolation.
- e. There are no EMI issues associated with the equipment anticipated to be used in these rooms.
- f. Need for observation windows into this room and AV capabilities to be confirmed.

71 – Child Warm-up / Observation Area (3@180 ASF)

- a. **Input received from dept:** *“A flexible space that feels like a living room where families can complete forms, become accustomed to being in a lab, and the family can be observed in naturalistic play and everyday interactions. Rooms should have soundproofing to prevent noise form adjacent rooms and hallway. No windows and manual light switches for all rooms. The walls should be drywall so that it is easy to mount things onto (e.g., camera mounts); no concrete. Non-cathedral ceilings in all rooms are preferred to prevent echoing. Please avoid weird asymmetries in how the rooms are configured.”*
- b. These rooms should be close to the Child Experiment Rooms but not be connected to the Experiment Rooms.
- c. Need for observation windows or cameras to be confirmed.
- d. These rooms may have toys, but setups must be able to change with unused items stored in the shared support spaces.

72 – Outdoor Play Area (1@300 SF outside)

- a. Not counted in Building ASF
- b. This outdoor area will also serve as a child observation area.
- c. Area should have a natural feel and not just be plastic playground items. A hill, a path and plants including a tree or two were specifically mentioned. The area should have different zones which support different activities and observation/interest of children of different age groups.
- d. ***Photos received on 3/25 show a much larger children’s play area. Size requirements of the outdoor play area should be confirmed.***

73 - Room for Breastfeeding and Collection of Sample (1@120 ASF)

- a. Needs a sink and small refrigerator
- b. Only samples to be collected in this room are breast milk.
- c. This room is intended to serve the Suite test subjects and should not serve as the building code required lactation room which will serve occupants of the building.

74 – Children’s Bathroom (1@90 ASF)

- a. Needs child-sized toilet and vanity
- b. This is to be a single occupancy rest room and be able to serve children of different ages. Ideally the room would also be able to be used by adult test subjects but use by children to be prioritized.
- c. This room should have a baby changing station.

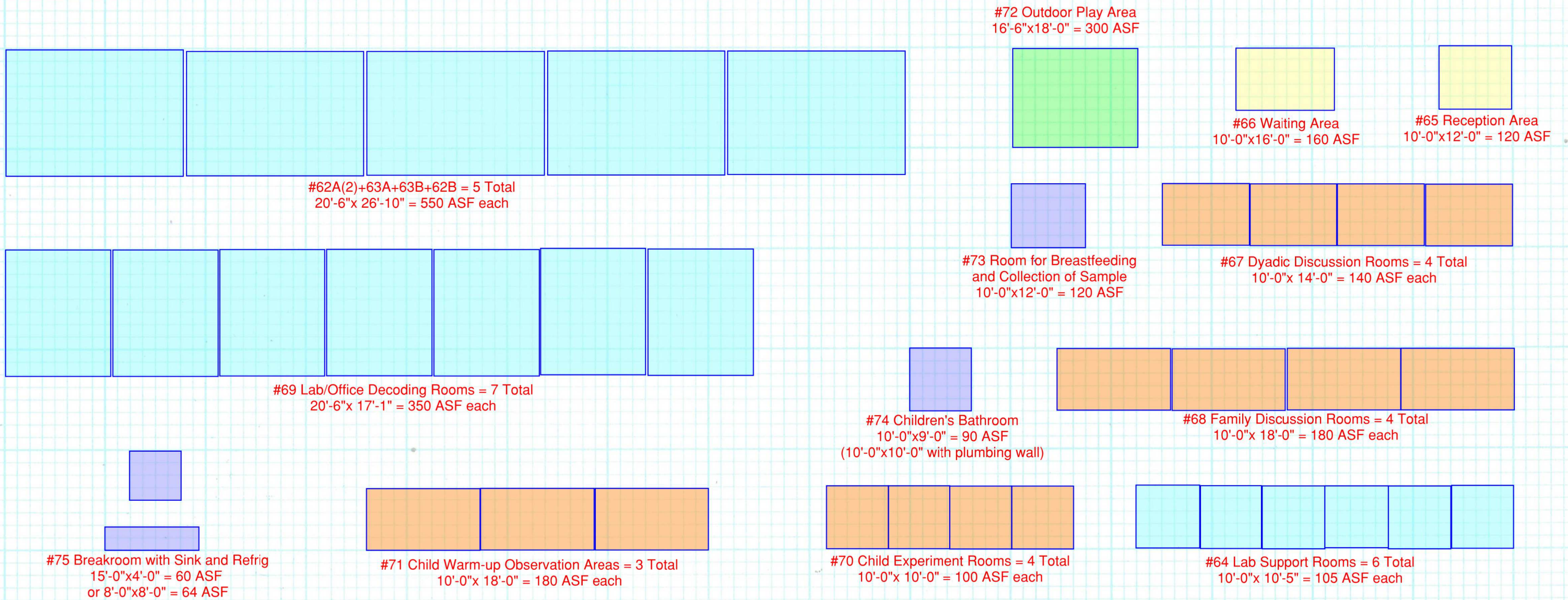
75 – Breakroom with sink and refrigerator (1@60 ASF)

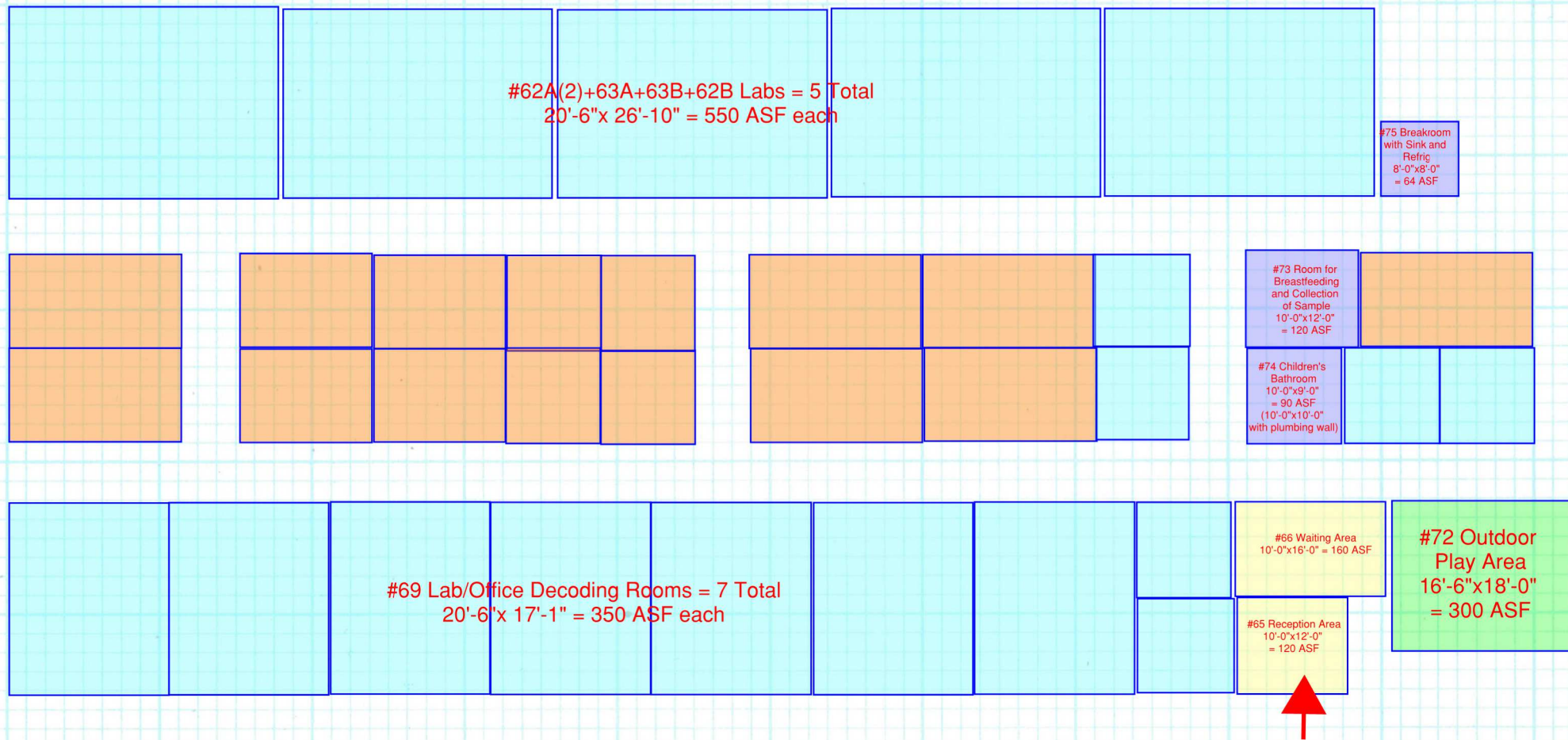
- a. **Input received from dept:** *“Refrigerator needs to have a freezer”*
- b. Kitchenette in alcove
- c. This Breakroom should not be off the Waiting Area and is not intended for community and/or test subject access/use. Location near the rear of the Suite is preferred.
- d. This break room is for use by staff and will be used to store food that is served to test subjects. At times frozen food such as spaghetti and meat balls will need to be thawed out.
- e. A refrigerator, a sink, a microwave oven and some counter space should be provided.

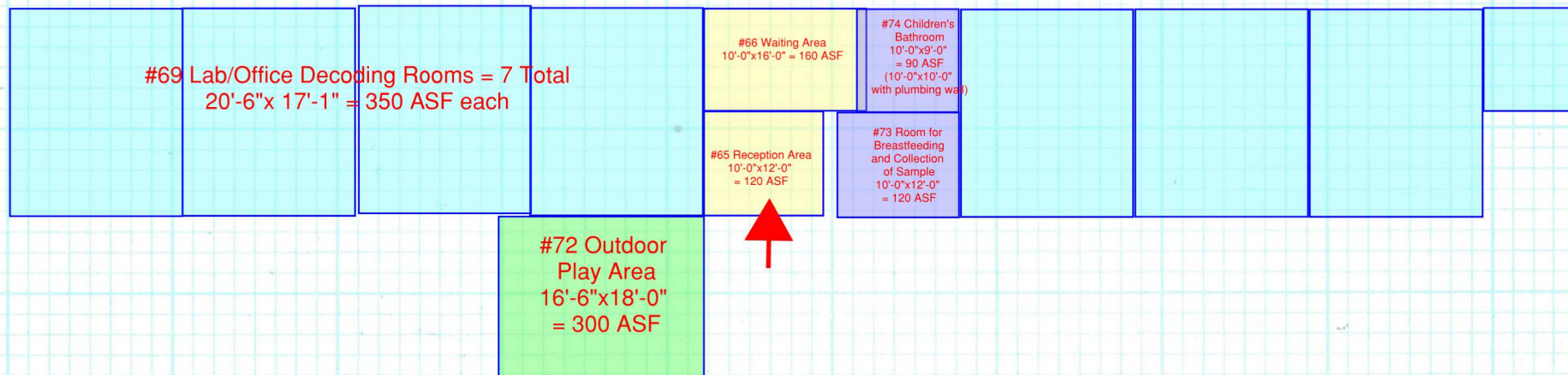
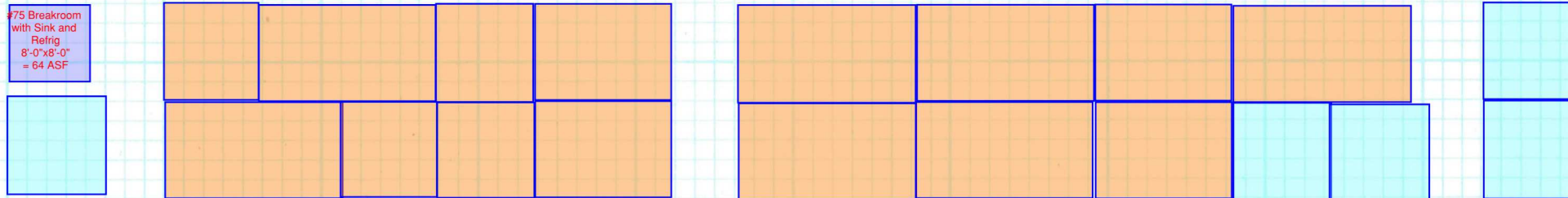
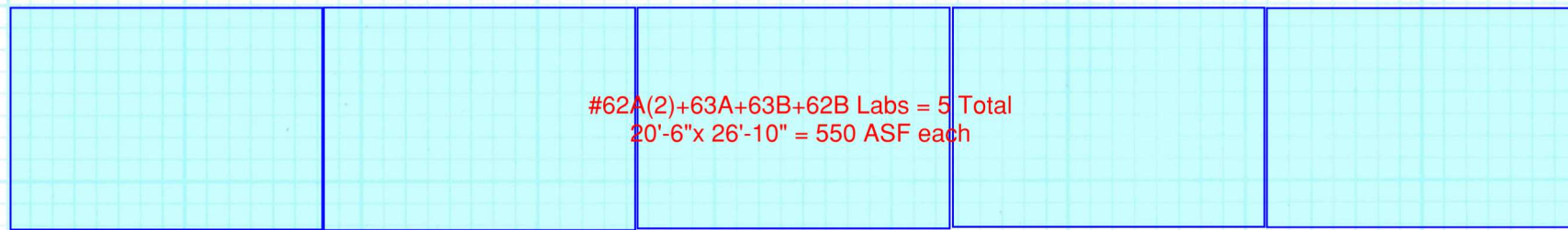
76 – Internal Circulation (no longer counted as ASF)

- a. The internal circulation of the suite to connect the various test, discussion and labs in the suite.
- b. The internal circulation to be separated from the Waiting Area with a door so children in the Waiting Area don’t wander off down the hallway.

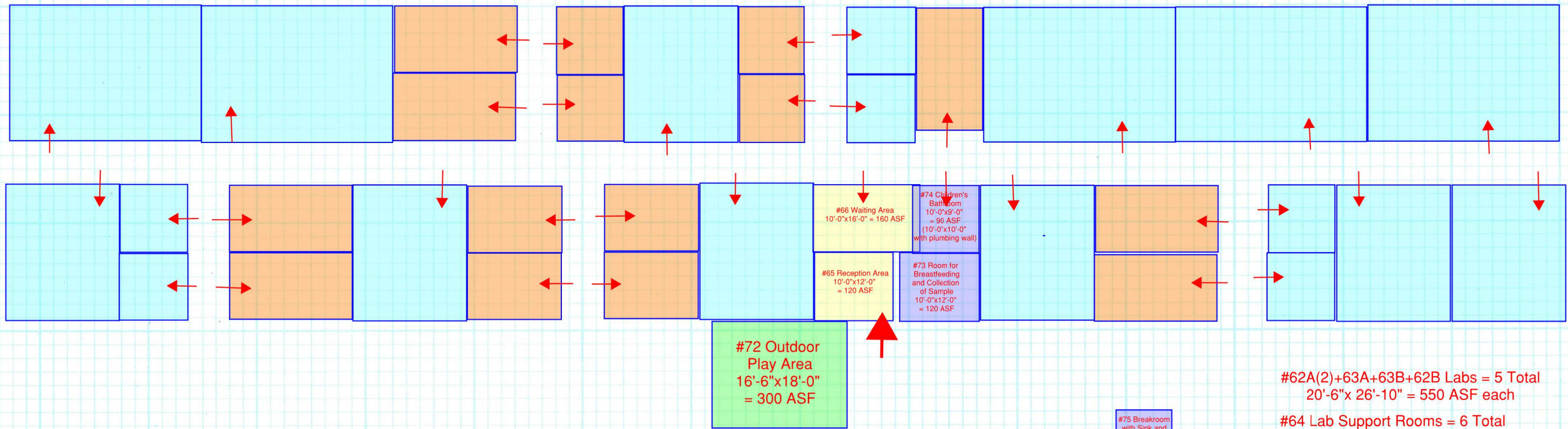
End of Notes







- #64 Lab Support Rooms = 6 Total
10'-0" x 10'-5" = 105 ASF each
- #67 Dyadic Discussion Rooms = 4 Total
10'-0" x 14'-0" = 140 ASF each
- #68 Family Discussion Rooms = 4 Total
10'-0" x 18'-0" = 180 ASF each
- #70 Child Experiment Rooms = 4 Total
10'-0" x 10'-0" = 100 ASF each
- #71 Child Warm-up Observation Areas = 3 Total
10'-0" x 18'-0" = 180 ASF each



#72 Outdoor Play Area
16'-6"x18'-0"
= 300 ASF

#75 Breakroom with Sink and Refrig
8'-0"x8'-0"
= 64 ASF

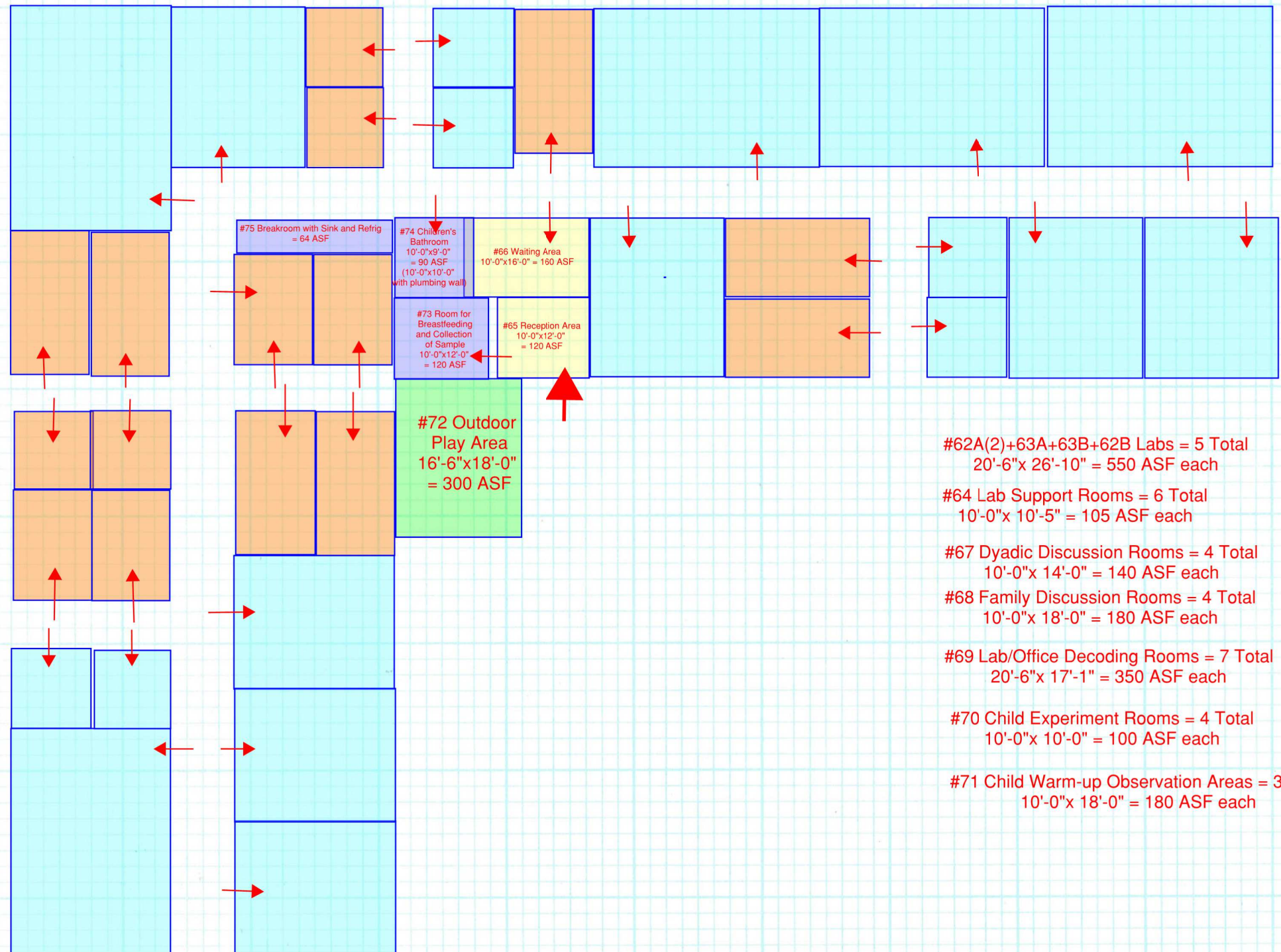
#66 Waiting Area
10'-0"x16'-0" = 160 ASF

#65 Reception Area
10'-0"x12'-0" = 120 ASF

#74 Children's Bathroom
10'-0"x9'-0" = 90 ASF
(10'-0"x10'-0" with plumbing wall)

#73 Room for Breastfeeding and Collection of Sample
10'-0"x12'-0" = 120 ASF

- #62A(2)+63A+63B+62B Labs = 5 Total
20'-6"x 26'-10" = 550 ASF each
- #64 Lab Support Rooms = 6 Total
10'-0"x 10'-5" = 105 ASF each
- #67 Dyadic Discussion Rooms = 4 Total
10'-0"x 14'-0" = 140 ASF each
- #68 Family Discussion Rooms = 4 Total
10'-0"x 18'-0" = 180 ASF each
- #69 Lab/Office Decoding Rooms = 7 Total
20'-6"x 17'-1" = 350 ASF each
- #70 Child Experiment Rooms = 4 Total
10'-0"x 10'-0" = 100 ASF each
- #71 Child Warm-up Observation Areas = 3 Total
10'-0"x 18'-0" = 180 ASF each



- #62A(2)+63A+63B+62B Labs = 5 Total
20'-6"x 26'-10" = 550 ASF each
- #64 Lab Support Rooms = 6 Total
10'-0"x 10'-5" = 105 ASF each
- #67 Dyadic Discussion Rooms = 4 Total
10'-0"x 14'-0" = 140 ASF each
- #68 Family Discussion Rooms = 4 Total
10'-0"x 18'-0" = 180 ASF each
- #69 Lab/Office Decoding Rooms = 7 Total
20'-6"x 17'-1" = 350 ASF each
- #70 Child Experiment Rooms = 4 Total
10'-0"x 10'-0" = 100 ASF each
- #71 Child Warm-up Observation Areas = 3 Total
10'-0"x 18'-0" = 180 ASF each